



NATIONAL BUREAU OF STATISTICS

Automotive Gas Oil (Diesel) Price Watch

(APRIL 2026)

Report Date: May 2026

Data Source: National Bureau of Statistics (NBS)

CONTENT

Methodology	3
Executive Summary	4
Average Diesel Prices Across States	5
Average Diesel Prices Across Zones	6
12 Months Average Prices	7
Appendix	8
Contact	9

METHODOLOGY

The data collection was conducted in sample outlets spread across 774 local government areas in all the 36 states and the FCT, Abuja. The data was collected from over 10,000 respondents located in the outlets. The estimates were derived from the weights generated from household expenditure on fuel and the actual prices households bought those fuels. This data collection exercise was done by over 700 NBS staff in all the states and the FCT and were closely monitored by quality control officers with sophisticated monitoring guidelines.

The average prices are reported for each state and the FCT, Abuja accordingly.

EXECUTIVE SUMMARY

The average retail price of Automotive Gas Oil (Diesel) paid by consumers increased by 43.67% on a year-on-year basis from a lower cost of ₦1722.45 per liter recorded in the corresponding month of last year (i.e., April 2025) to a higher cost of ₦2474.69 per liter in April 2026.


On a month-on-month basis, an increase of 50.16% was recorded from ₦1648.08 in March 2026 to an average of ₦2474.69 in April 2026. Looking at the variations in the State prices, the top three States with the highest average price of the product in April 2026 include Nasarawa State (₦2818.94), Ebonyi State (₦2754.06), and Taraba State (₦2704.76).

Furthermore, the top three lowest prices were recorded in the following states, namely, Kebbi State (₦2180.28), Kogi State (₦2192.70), and Katsina State (₦2269.14).

The Zonal representation of the average price of Automotive Gas Oil (Diesel) shows that North East Zone has the highest price of ₦2603.00, while North West Zone has the lowest price of ₦2409.34 compared to other Zones.

AUTOMOTIVE GAS OIL (DIESEL) PRICE WATCH - APRIL 2026

Average Diesel Prices Across States



STATES WITH THE HIGHEST AVERAGE PRICES

NASARAWA ↔ **N2,818.94**

EBONYI ↔ **N2,754.06**

TARABA ↔ **N2,704.76**

STATES WITH THE LOWEST AVERAGE PRICES

KEBBI ↔ **N2,180.28**

KOGI ↔ **N2,192.70**

KATSINA ↔ **N2,269.14**

AUTOMOTIVE GAS OIL (DIESEL) PRICE WATCH - APRIL 2026

Average Diesel Prices Across Zones



N2,454.25

NORTH CENTRAL

N2,409.34

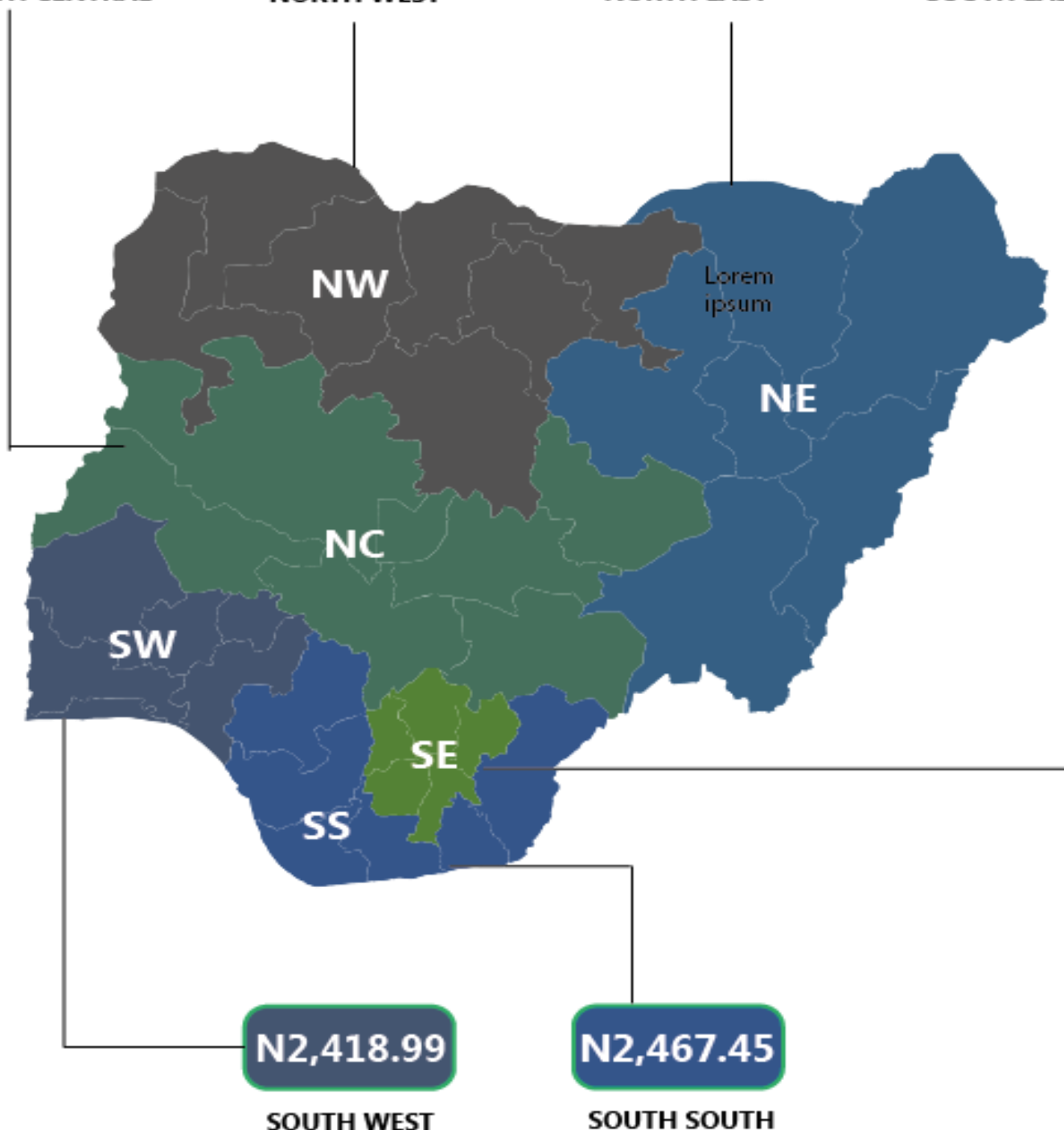
NORTH WEST

N2,603.00

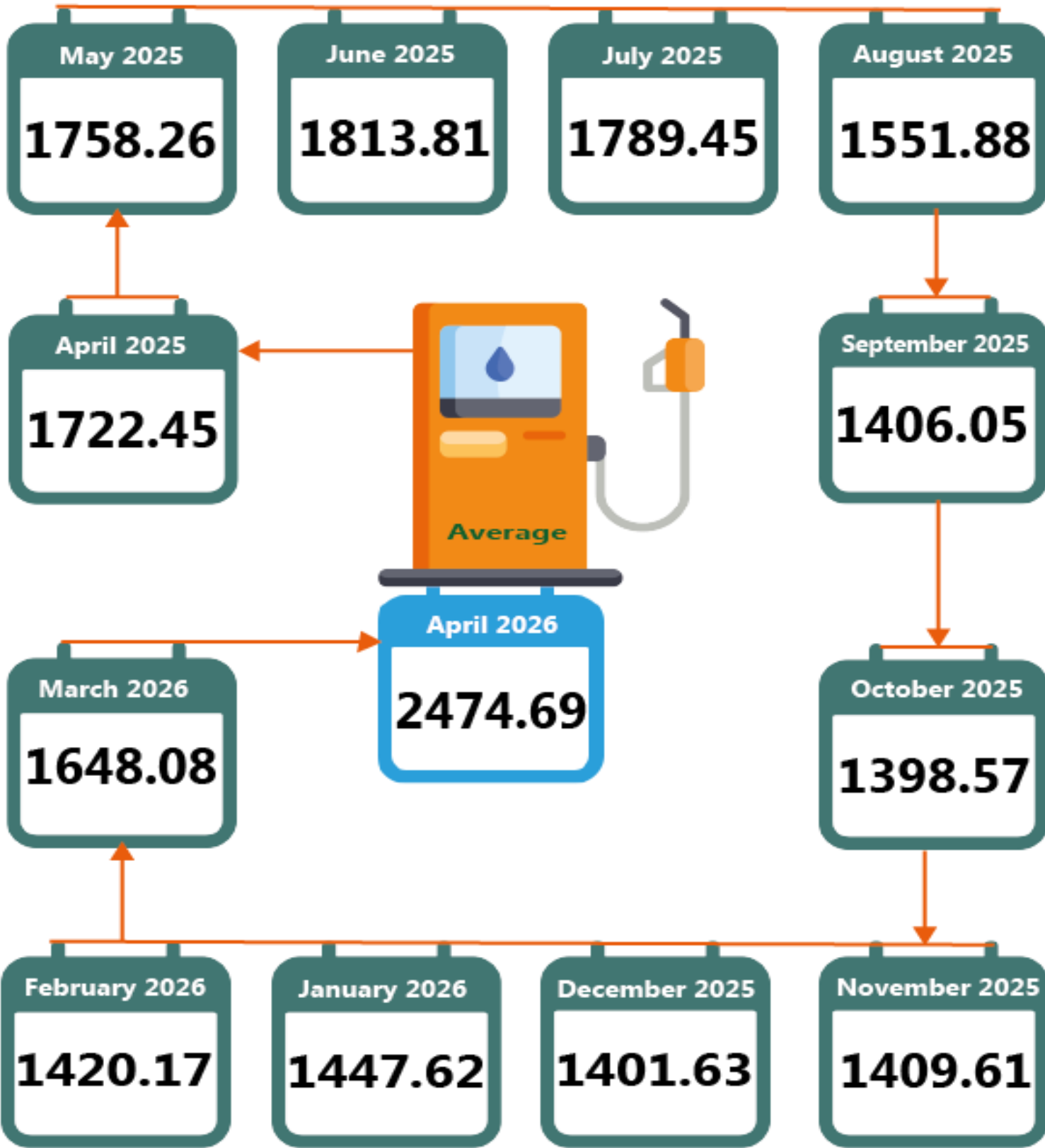
NORTH EAST

N2,516.35

SOUTH EAST



AUTOMOTIVE GAS OIL (DIESEL) PRICE WATCH
- APRIL 2026
12 Months Average Prices



APPENDIX

	Apr-25	Mar-26	Apr-26	YoY	MoM
NORTH CENTRAL	1867.97	1593.11	2454.25	35.17	54.24
Abuja	1764.17	1718.35	2492.98	41.31	45.08
Benue	2419.30	1506.93	2309.76	-4.53	53.28
Kogi	1300.00	1383.40	2192.70	68.67	58.50
Kwara	1559.41	1488.59	2279.68	46.19	53.14
Nasarawa	1931.38	1852.36	2818.94	45.95	52.18
Niger	1896.40	1548.05	2430.42	28.16	57.00
Plateau	2205.13	1654.06	2655.30	20.41	60.53
NORTH EAST	1730.63	1722.61	2603.00	50.41	51.11
Adamawa	2284.32	1757.45	2684.95	17.54	52.77
Bauchi	1824.47	1592.73	2515.66	37.88	57.95
Borno	1400.00	1616.25	2524.78	80.34	56.21
Gombe	1375.00	1856.26	2494.69	81.43	34.39
Taraba	1900.00	1757.84	2704.76	42.36	53.87
Yobe	1600.00	1755.13	2693.17	68.32	53.45
NORTH WEST	1722.11	1595.27	2409.34	39.91	51.03
Jigawa	1644.33	1600.12	2472.04	50.34	54.49
Kaduna	1867.70	1678.93	2552.20	36.65	52.01
Kano	2003.30	1610.86	2483.81	23.99	54.19
Katsina	1780.90	1438.25	2269.14	27.42	57.77
Kebbi	1661.52	1577.18	2180.28	31.22	38.24
Sokoto	1593.75	1759.05	2570.56	61.29	46.13
Zamfara	1503.29	1502.50	2337.36	55.48	55.57
SOUTH EAST	1631.08	1730.14	2516.35	54.27	45.44
Abia	1786.85	1653.01	2405.59	34.63	45.53
Anambra	1359.27	1698.29	2694.22	98.21	58.64
Ebonyi	1564.70	2262.29	2754.06	76.01	21.74
Enugu	1778.74	1480.06	2342.41	31.69	58.26
Imo	1665.85	1557.06	2385.45	43.20	53.20
SOUTH SOUTH	1832.39	1642.17	2467.45	34.66	50.26
Akwa Ibom	1693.53	1895.72	2496.73	47.43	31.70
Bayelsa	1868.40	1489.65	2369.01	26.79	59.03
Cross River	2009.19	1603.89	2457.05	22.29	53.19
Delta	1660.53	1541.97	2379.32	43.29	54.30
Edo	1909.86	1748.85	2640.10	38.24	50.96
Rivers	1852.86	1572.94	2462.50	32.90	56.55
SOUTH WEST	1511.11	1636.84	2418.99	60.08	47.78
Ekiti	1517.88	1491.19	2352.74	55.00	57.78
Lagos	1489.69	1642.67	2293.27	53.94	39.61
Ogun	1463.22	1532.65	2425.94	65.80	58.28
Ondo	1313.33	1660.44	2317.21	76.44	39.55
Osun	1759.63	1872.15	2616.97	48.72	39.78
Oyo	1522.91	1621.95	2507.78	64.67	54.62
NATIONAL	1722.45	1648.08	2474.69	43.67	50.16

CONTACT



National Bureau of Statistics
Head Office

#1 Wole Olanipekun St,
Central Business District,
Federal Capital Territory
Abuja

Bonaventure Nwosu
Information Desk

Head, Communication and Public
Relation Department (C&PRD)
Phone: +2348033109882
bnwosu@nigerianstat.gov.ng

Mrs Musa Nkem
Head Prices Division

Phone: +2348130286147
nmusa@nigerianstat.gov.ng

Moses Mathew
Statistical Information Officer

Phone: +2347069071157
matmoses@nigerianstat.gov.ng



@nbs_nigeria



NBSNIGERIA



Nbs_nigeria

